

# Timmins

[www.jobsintimmins.com](http://www.jobsintimmins.com)

## ANNUAL REPORT 2022



FAR NORTHEAST TRAINING BOARD (FNETB)  
your local labour market planning network

COMMISSION DE FORMATION DU NORD-EST (CFNE)  
votre réseau local de planification du marché du travail

### Job Postings by Quarter

2022 ➡ 880 907 1,020 844 3,651

Jan to  
March

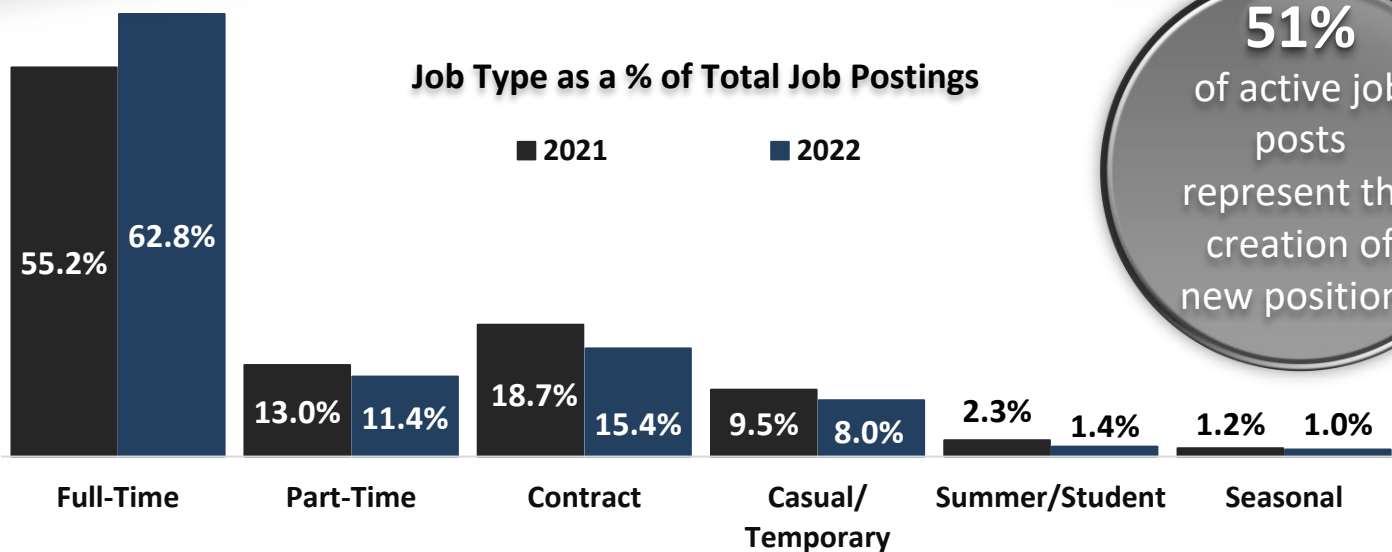
April to  
June

July to  
Sept

Oct to  
Dec

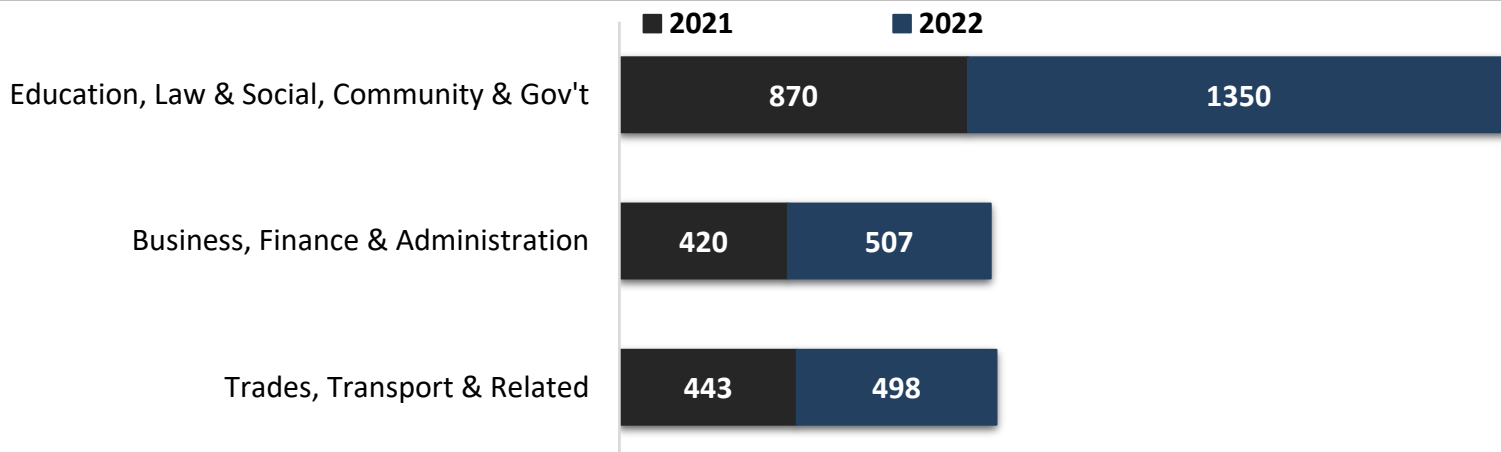
Total

2021 ➡ 678 675 618 881 2,852

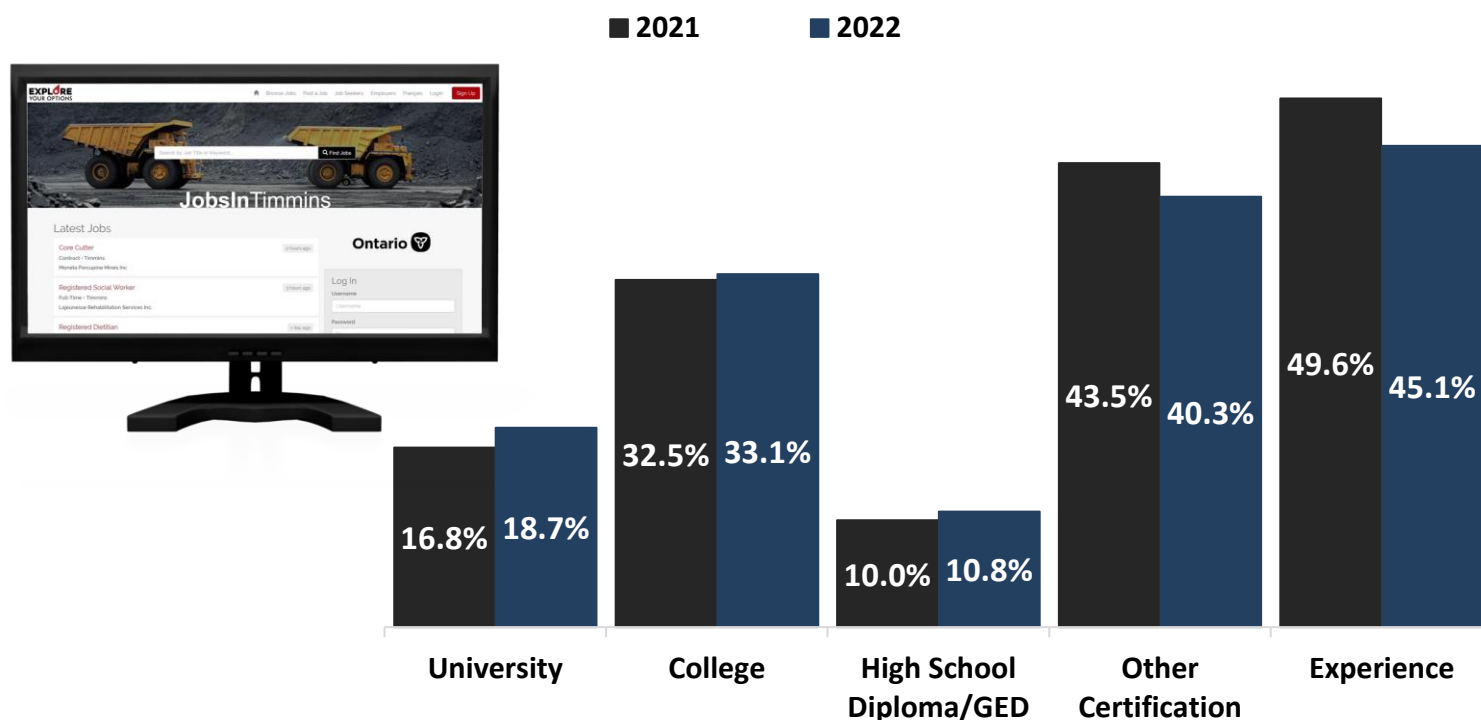


**51%**  
of active job  
posts  
represent the  
creation of  
new positions

### Top 3 Occupations (1 Digit NOC)



## Skills Required as a % of Total Job Postings



Note: Based on job postings where this information was provided.

## Postings by Quarter, by Occupation (1 Digit NOC)

■ Jan-March ■ April-June ■ July-Sept ■ Oct-Dec

	2021				2022			
	Jan-March	April-June	July-Sept	Oct-Dec	Jan-March	April-June	July-Sept	Oct-Dec
Legislative and Senior Management - 0	33	22	25	48	64	36	36	24
Business, Finance & Administration - 1	103	103	90	124	115	144	152	96
Natural & Applied Sciences - 2	51	52	52	70	57	47	42	64
Health - 3	63	34	55	64	56	72	95	82
Education, Law & Social, Community & Gov't - 4	222	196	142	310	294	314	392	350
Art, Culture, Recreation & Sport - 5	7		5	1 2	12	8	12	3
Sales & Service - 6	76	87	78	100	116	122	102	65
Trades, Transport & Equipment Operators &... - 7	80	113	120	130	115	118	147	118
Natural Resources, Agriculture & Related - 8	30	36	40	26	31	26	23	25
Manufacturing & Utilities - 9	6	17	11	6	16	17	16	14